

# SIMPLE STITCHES

Next Meeting:  
Tuesday  
December 17

Tonight:  
Doris Goins  
Blue Ribbon  
Quilting

Next Month:  
Christmas  
Party

## TONIGHT'S MEETING: DORIS GOINS - QUILTERS SEEKING BLUE RIBBONS

**2019 Meeting/Lesson Schedule**  
November 19 - Doris Goins - Quilters Seeking  
Blue Ribbons

December 17 - Christmas Party

January 28 - Marilyn Carlson - Better Bindings

PLEASE NOTE THE DATES OF NOVEMBER  
AND DECEMBER! (NOT THE 4TH TUESDAY)

### December Birthdays:

9 - Charlotte Weller

10 - Susie Hague

11 - Althea Clugston

21 - Ardean Ebert

28 - Marilyn McWhinney

31 - Jane Bartholomew

#### A note to members:

If you would like to see your name  
In this space, please give your  
birthday to Cathy Holman,  
no need to give your birth year!



### ***CHRISTMAS PARTY***

***TUESDAY, DECEMBER 17!***

Bring 1 yard of quality 100% cotton  
fabric, wrapped

Bring cookies or goodies to share. The  
board will provide drinks and paper  
goods.

Bring your holiday spirit!

**PLEASE NOTE:**  
**NO FREE TABLE  
IN NOVEMBER!**



***Noble Nimble Thimbles, PO Box 177, Albion, IN•46701***

**www.noblenimblethimbles.com**  
**Noblenimblethimbles on Facebook**

**President - Cheryl Coons** *clqcoons67@gmail.com*

**Vice President - Sharon Zonker** *zeezonker39@gmail.com*

**Secretary - Althea Clugston** *althea.2010@live.com*

**Treasurer - Marilyn Peters** *marpeters0624@gmail.com*

**Newsletter - Cathy Holman** *cdholman@frontier.com*

**Historian - Althea Clugston** *althea.2010@live.com*

**Website/email contact - Marilyn Carlson** *marilyn@wolflakebaptistchurch.org*

**Program Coordinator - Pam Etheridge** *pametheridge@gmail.com*

**Librarian - Susie Hague** *kshague521@gmail.com*

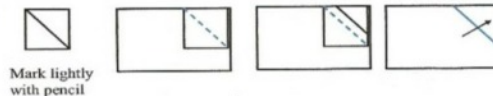
## BLOCK EXCHANGE

### Jean Replogle

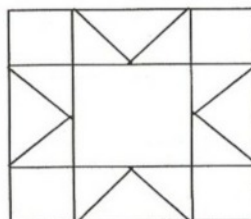
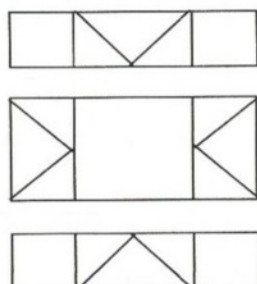
Jean would like a Floating Star block.

Cut: one 4 1/2" square from a novelty print (either adult or kids is fine)  
eight 2 1/2" squares from a coordinating print  
four 3 1/2" x 4 1/2" rectangles from white-on-white  
four 3 1/2" squares from white-on-white

Apply: two 2 1/2" coordinating print squares to each white rectangle as shown



Assemble block, pressing seams in direction of arrows in diagram.



Repeat on adjacent corner



Triangles overlap 1/4" from edge. Make 4

\*NOTE: Diagram does not show seam allowances. Please do not square up the block.

Jeanette Emerick - 10" square of novelty fabric

### 5" SQUARES

No names drawn

**Remember: When your name is drawn, please get your info to Cathy Holman ASAP (email is on the front page). Please have your block info ready to cut and paste for the newsletter. Thank you!**

### Little Nimble Thimbles

Bring your blocks to each meeting. We will exchange blocks after the meeting.



### 2020 QUILT CHALLENGE

The 2020 Quilt Challenge has been issued!

Your quilt must have 20 items and be no larger than 40x40. If you need the paper detailing the rules, it is on the website. If you don't have access to the internet, please see Susie Hague.

TIPS AND TRICKS - "Always a sharp needle is a must. Highly recommend yearly maintenance on your machine. TLC is a must." Danielle Norden

NAME TAG DRAWING - Julie Kessler